

This week it is all about using your hands as an art tool.

Edible Finger Paint

Four ingredients gives you the perfect finger paints!

Ingredients

1/2 cup flour

1 cup water

1/4 tsp salt


food colouring or water colours

cold water for thinning

Instructions

1. Combine flour, salt, and 1 cup water in sauce pan.
2. Heat flour/water while whisking. The mixture will be clumpy, then smooth, then thicken into a paste.
3. Once it has become thick and pasty, remove from heat.
4. Whisk in cold water a few tablespoons at a time until desired consistency is reached.
5. Colour with food colouring or water colours.
6. Allow to cool completely, then paint!

If you are unable to make the paint, why don't you see if you can create a picture or pattern from drawing round your hand? You could draw round your hand several times and change the position of your hand, you could draw round your hand and make it into something or you could draw round your hand in different positions.



**[https://www.youtube.com/watch?
v=80EC7QcPFzg](https://www.youtube.com/watch?v=80EC7QcPFzg)**



Find

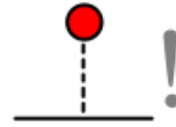
the



lower

+

and



higher

123

number



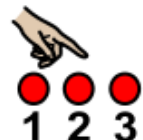
Tip

=

=



Try



counting

to

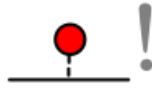
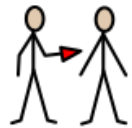


work out

the



answer



123



Can

you

find

the

lower

and

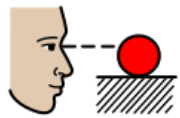
higher

numbers

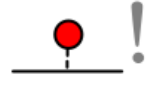
?



=



123



123

Task

=

Look at

the numbers,

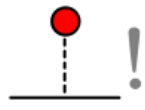
first

find

the

lower

number



123

and then

find

the

higher

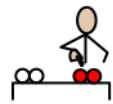
number



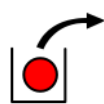
You can



print



these



out



and circle your answer


or



you can



write



them



down



on

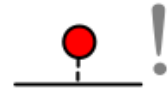
a



piece of paper



Which is the



lower

123

number



?

1

5

A

A

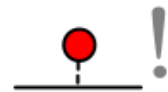
B

B



Which

is the



lower

123

number



?

2

1

A

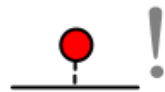
A

B

B



Which is the



lower

123

number



?

12

10

A

A

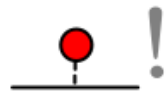
B

B



Which

is the



lower

123

number



?

10

4

A

A

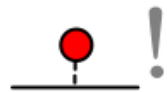
B

B



Which

is the



lower

123

number



?

22

20

A

A

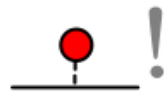
B

B



Which

is the



lower

123

number



?

35

22

A

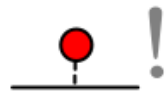
A

B

B



Which is the



lower

123

number



?

19

38

A

A

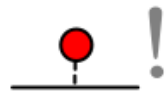
B

B



Which

is the



lower

123

number



?

42

25

A

A

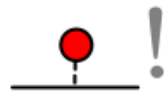
B

B



Which

is the



lower

123

number



?

26

21

A

A

B


B



Now



can

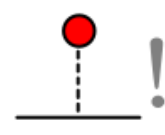


you



find

the



higher

123

number

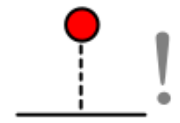


?



Which

is the



higher

number



?

1

5

A

A

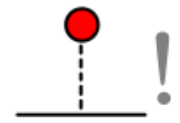
B

B



Which

is the



higher

123

number



?

2

1

A

A

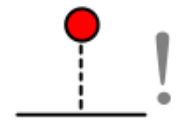
B

B



Which

is the



higher

123

number



?

12

10

A

A

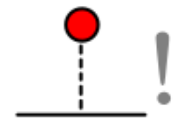
B

B



Which

is the



higher

number



?

10

4

A

A

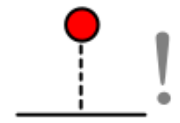
B

B



Which

is the



higher

123

number



?

22

20

A

A

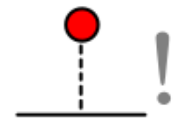
B

B



Which

is the



higher

123

number



?

35

22

A

A

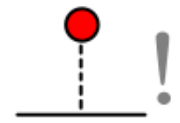
B

B



Which

is the



higher

123

number



?

19

38

A

A

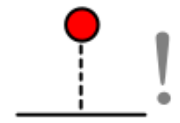
B

B



Which

is the



higher

123

number



?

42

25

A

A

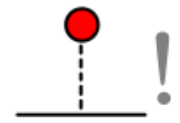
B

B



Which

is the



higher

number



?

26

21

A

A

B

B



Well done



!



Remember

to send



your

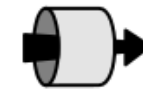


work

to the



college

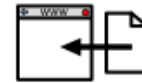


through



email

to



Donna.Bridgewater@hereward.ac.uk or

upload

it to Tapestry as

evidence

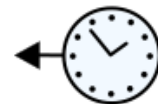


of the

work



you




have



completed.



Home



Learning

Please send any photos, videos or
feedback to tracey.smith@hereward.ac.uk



HerewardCollege
PROMOTING **INDIVIDUAL** ACHIEVEMENT