



Home



learning

Photography – bug hunt



HerewardCollege
PROMOTING **INDIVIDUAL** ACHIEVEMENT



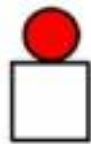
Name



Lets



go



on

a


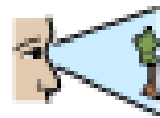
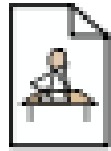



bug

hunt






1



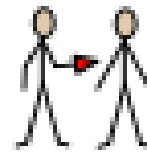


1. Use the bug hunt worksheet and see if you can find

any of the




bugs on there

2



2. Tick the bug off on the worksheet if you find it

3



3. If you can, take a photo with a mobile, camera or tablet

Bug Scavenger Hunt


Cross off the Bugs/Insects
you find on your hunt.



What




can



you



find?





Examples of bug photography



Use this worksheet to help you photograph the bugs



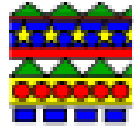


Ladybirds

have

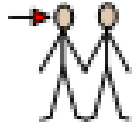


different



patterns


on




them.



Draw

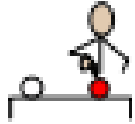


your own



pattern


on



this



ladybird.



You



could


use



shapes,





stripes,



spots




or a rainbow.





Fill in


the



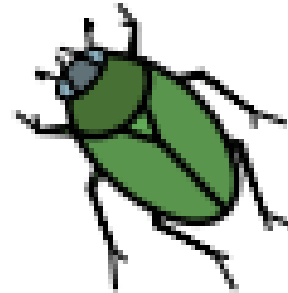
missing

a e i
o u
vowels

a e i o u vowels	a a
e e	i i
o o	u u




b _ g




b _ etle




b _ e



sp _ _ der



gr _ _ sshopper



l _ _ dybird